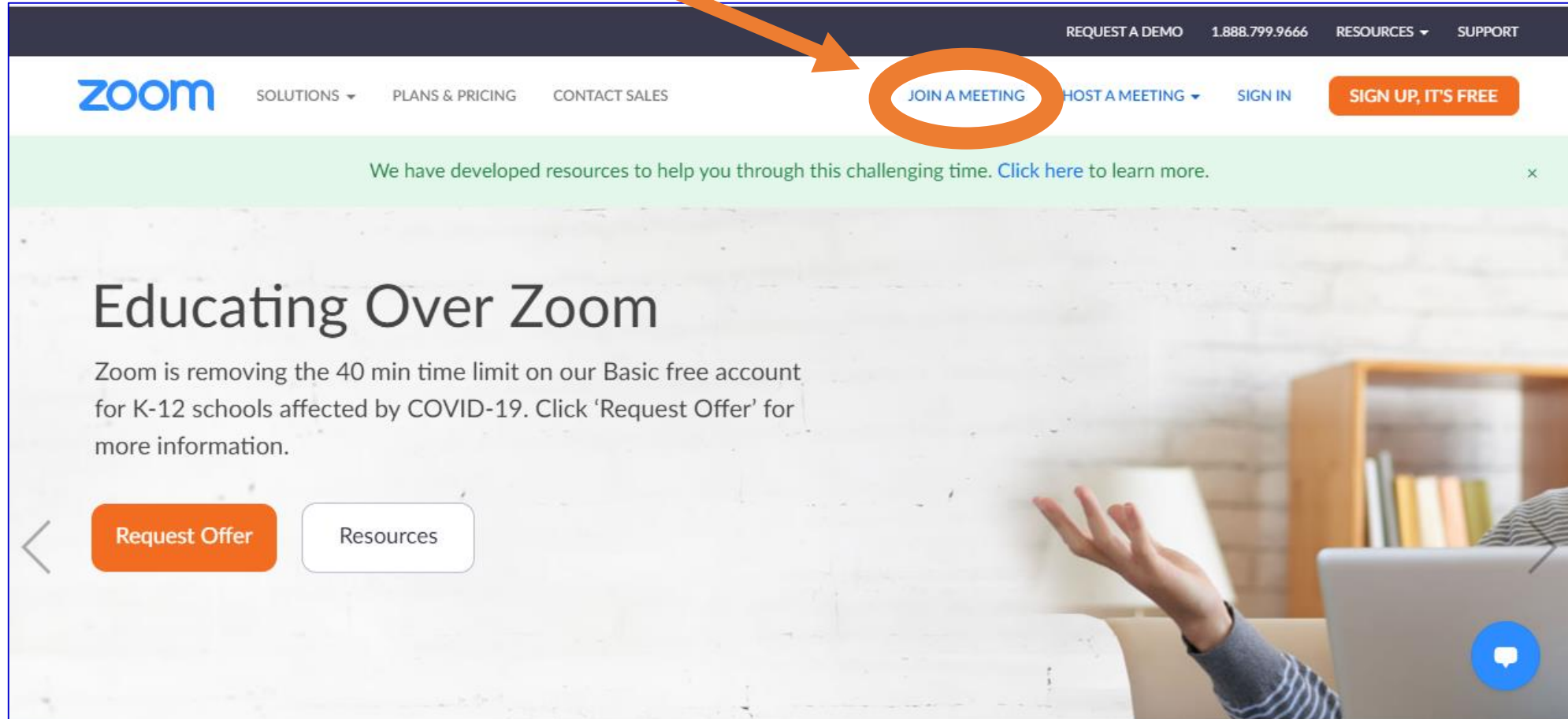


Mount Olive Baptist Church – Fayetteville, GA

Select [JOIN A MEETING](#)



The image shows a screenshot of the Zoom website homepage. At the top, there is a dark navigation bar with links for 'REQUEST A DEMO', '1.888.799.9666', 'RESOURCES', and 'SUPPORT'. Below this is a white navigation bar with the Zoom logo and links for 'SOLUTIONS', 'PLANS & PRICING', and 'CONTACT SALES'. The 'JOIN A MEETING' link is circled in orange, and an orange arrow points from the text 'Select JOIN A MEETING' above to this link. To the right of 'JOIN A MEETING' are links for 'HOST A MEETING', 'SIGN IN', and a 'SIGN UP, IT'S FREE' button. A green banner below the navigation bar contains the text: 'We have developed resources to help you through this challenging time. [Click here to learn more.](#)' Below the banner is a large section titled 'Educating Over Zoom' with a sub-headline: 'Zoom is removing the 40 min time limit on our Basic free account for K-12 schools affected by COVID-19. Click 'Request Offer' for more information.' At the bottom of this section are two buttons: 'Request Offer' (orange) and 'Resources' (white). The background of the page shows a person's hand gesturing while sitting at a desk with a laptop.

Mount Olive Baptist Church – Fayetteville, GA

Enter the meeting id provided from our MOBC announcements.

REQUEST A DEMO 1.888.799.9666 RESOURCES SUPPORT

zoom SOLUTIONS PLANS & PRICING CONTACT SALES JOIN A MEETING HOST A MEETING SIGN IN SIGN UP, IT'S FREE

Join a Meeting

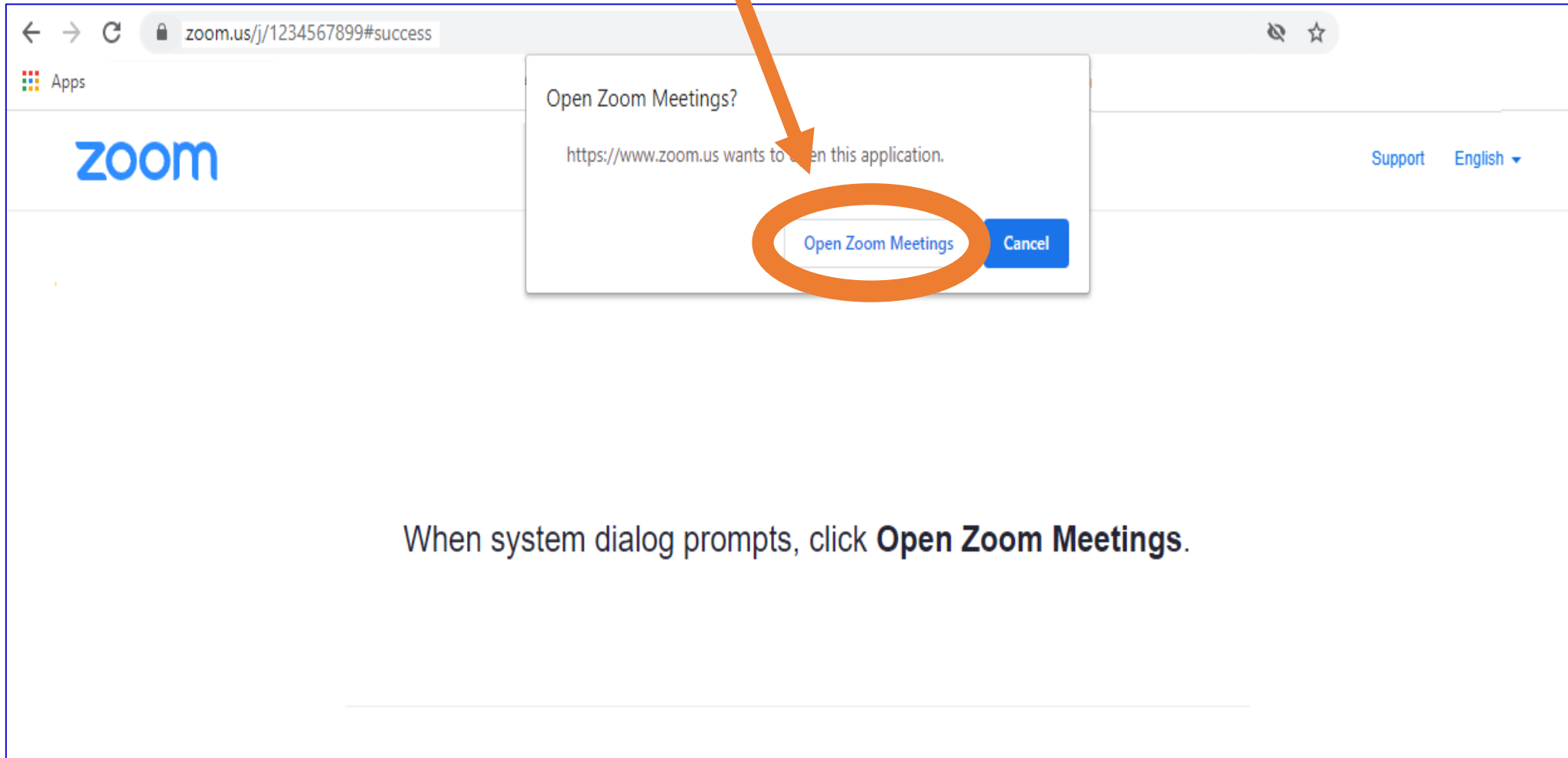
Meeting ID or Personal Link Name

Join

[Join a meeting from an H.323/SIP room system](#)

Mount Olive Baptist Church – Fayetteville, GA

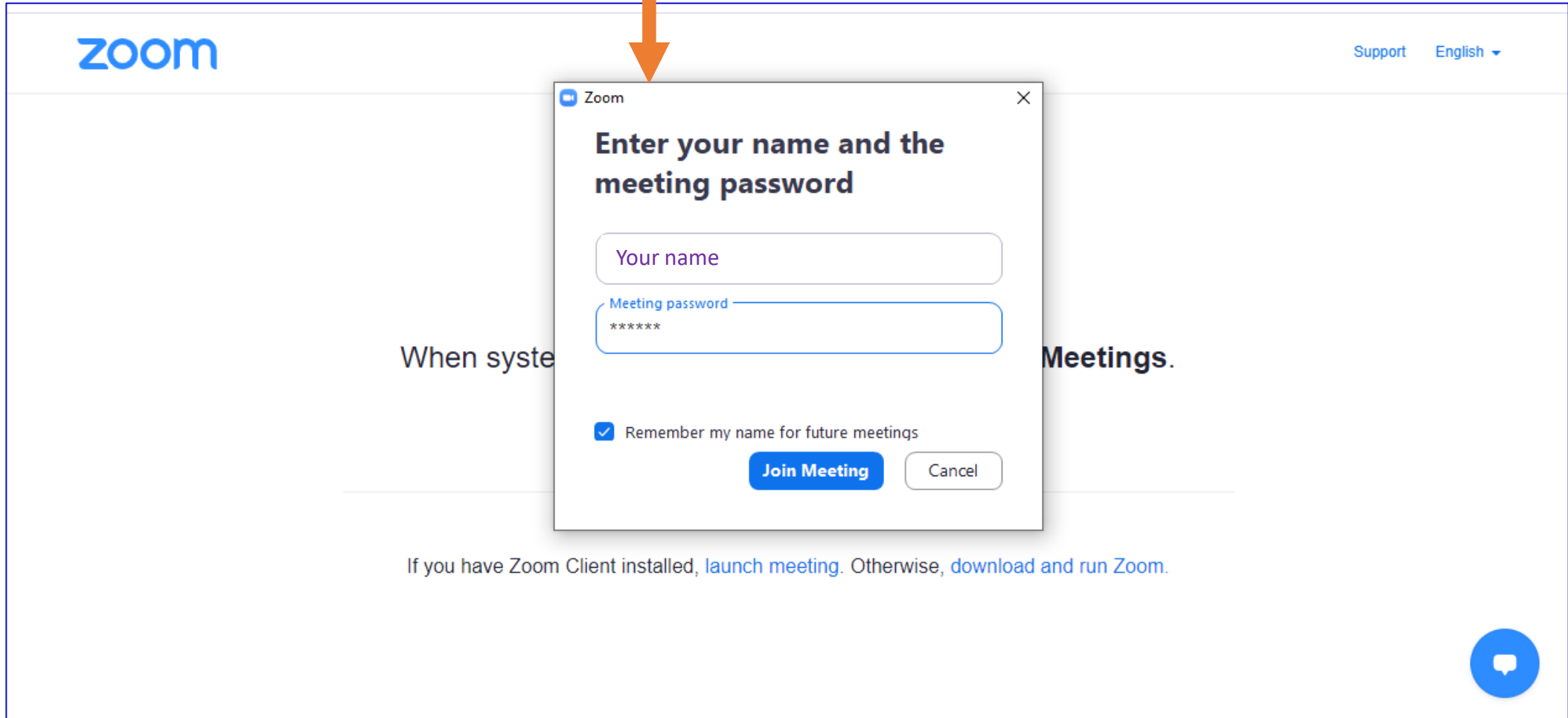
Select [Open Zoom Meetings](#)



When system dialog prompts, click **Open Zoom Meetings**.

Mount Olive Baptist Church – Fayetteville, GA

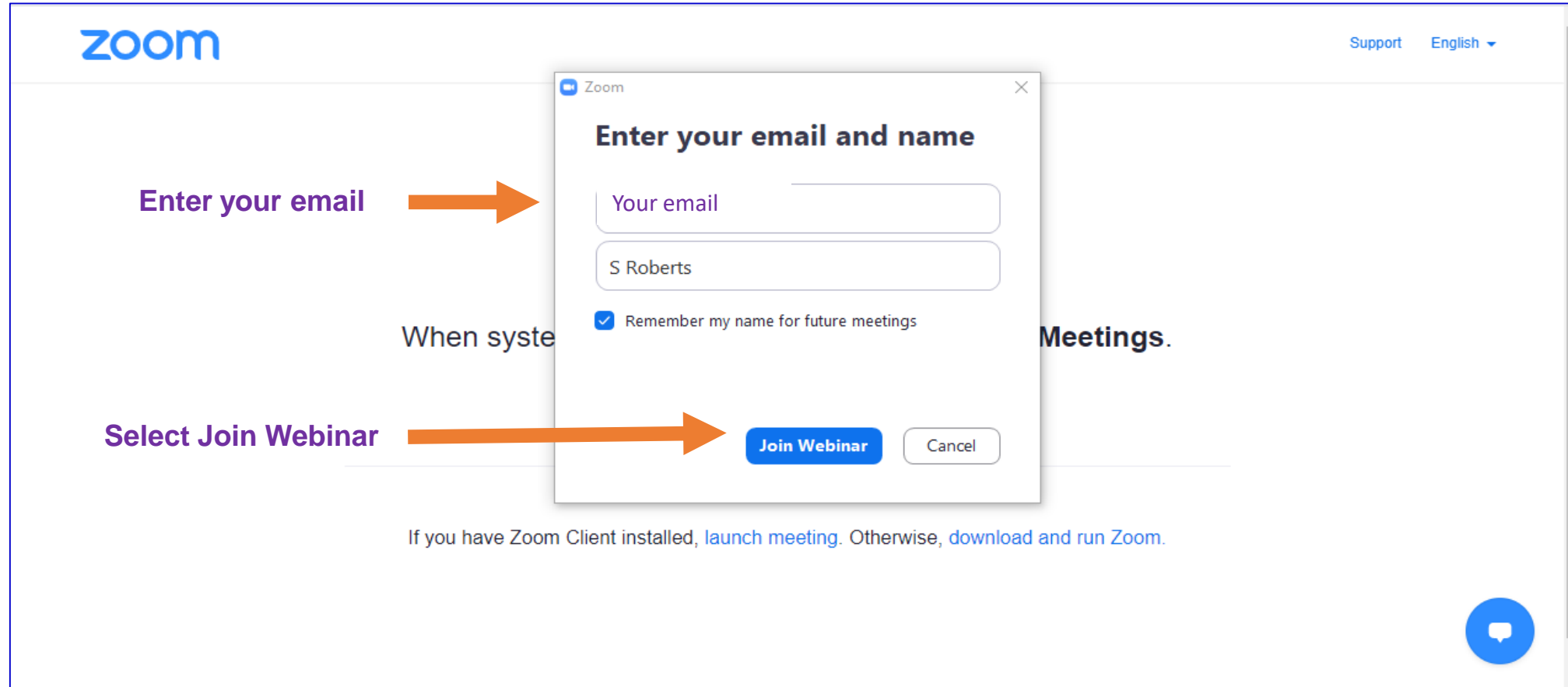
Enter your name and the meeting password in the dialog box below



The screenshot shows the Zoom web interface. At the top left is the Zoom logo. At the top right are links for 'Support' and 'English'. In the center, a dialog box titled 'Zoom' is open, with the heading 'Enter your name and the meeting password'. The dialog box contains two input fields: 'Your name' and 'Meeting password' (with asterisks for the password). Below the input fields is a checked checkbox labeled 'Remember my name for future meetings'. At the bottom of the dialog box are two buttons: 'Join Meeting' (in blue) and 'Cancel' (in white). An orange arrow points from the text above to the dialog box. Below the dialog box, there is a line of text: 'If you have Zoom Client installed, [launch meeting](#). Otherwise, [download and run Zoom](#).' In the bottom right corner of the page, there is a blue circular button with a white speech bubble icon.

Mount Olive Baptist Church – Fayetteville, GA

Enter your email address in dialog box and select **Join Webinar**.



The screenshot shows the Zoom website interface with a modal dialog box titled "Enter your email and name". The dialog box contains two input fields: "Your email" and "S Roberts". Below the input fields is a checked checkbox labeled "Remember my name for future meetings". At the bottom of the dialog box are two buttons: "Join Webinar" (highlighted in blue) and "Cancel".

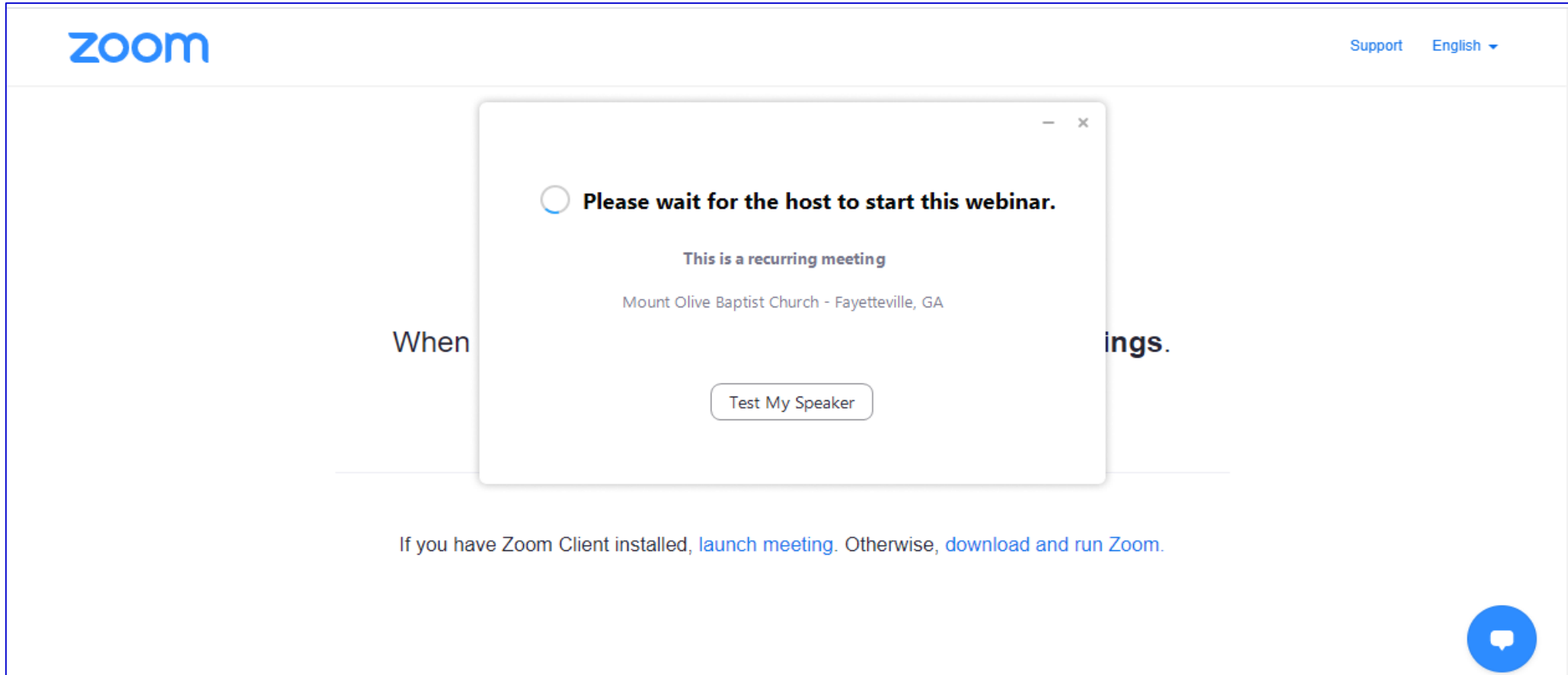
Annotations on the screenshot include:

- An orange arrow pointing from the text "Enter your email" to the "Your email" input field.
- An orange arrow pointing from the text "Select Join Webinar" to the "Join Webinar" button.

Other visible text on the page includes the Zoom logo, "Support English", "When system", "Meetings.", and a footer note: "If you have Zoom Client installed, [launch meeting](#). Otherwise, [download and run Zoom](#)."

Mount Olive Baptist Church – Fayetteville, GA

This dialog box will display until the meeting begins.



Mount Olive Baptist Church – Fayetteville, GA

If you have any questions, issues, or need assistance with joining, please contact Vickey Ponder – 678.777.8675 30 minutes prior to Sunday Worship Service or Wednesday Night Bible Study.

